




LED Solutions Vol. 1

Green Thinking



CHAUVET[®]
Value • Innovation • Performance

DV WALL™ HR



see inside back cover for technical details

CHAUVET®

is a leader in eco-illumination with a wide range of innovative, LED luminaires.

Thanks for joining us.

it's

Green Thinking

COLORado™ 1	5,6	DVwall™ HR	2, 23	LED Techno Strobe™ RGB	17
COLORado™ 3	5,6	Élan™	21	Legend™ 6500	9,12
COLORado™ 6	5,7	J-FIVE™	21	LX5™	21
COLORado™ Batten 80i	5,7	LEDrain™ 36	15	LX10™	21
COLORado™ Panel	5,7	LEDrain™ 38	15	MIN™ Spot	11,13
COLORbar™	19	LEDrain™ 56	15	MIN™ Wash	11,13
COLORbank™ LED	16	LEDrain™ 64	15	Q-Wash™ LED	10,13
COLORpalette™	16	LED Shadow™	17	Q-Wash™ LED-36	10,12
COLORpanel™ 4	19	LEDsplash™ 196	14	VUE™ I	20
COLORstrip™	16	LEDsplash™ 200B	14	VUE™ II	20
COLORtube™ 2.0	18	LEDsplash™ Jr.	14	VUE™ III	20
COLORtube™ EQ	18	LED Techno Strobe™	17	VUE™ VI	20



At CHAUVET®, *Green Thinking* is all about using new technology, specifically LEDs, to increase the efficiency of creating light. While incandescent, halogen, and discharge lamps excel at producing various levels of light at a multitude of color temperatures, they trail LEDs in energy efficiency and lifespan.



COLORADO™

SERIES




COLORADO™ 1



COLORADO™ 3



COLORADO™ 6



COLORADO™ BATTEN 80



COLORADO™ PANEL

16 Million Colors...and Change.



Unit	COLORado™ 1	COLORado™ 3
Primary Function	DMX-512 indoor/outdoor wash with ID addressing	DMX-512 indoor/outdoor wash with ID addressing
DMX-512 Channels	3 or 9	3, 9 or 12
Color Mixing	RGB color mixing with or without DMX control	RGB color mixing with or without DMX control
LED Specs	36 (1W) red, (1W) green & (1W) blue; 50,000hrs	54 (1W) red, (1W) green, & (1W) blue; 50,000hrs
Beam Angle	12° (w/15° lenses installed)	18° x 15° (w/15° lenses installed)
Current Draw	Peak 51W @ 120V; Inrush 46W @ 120V	Peak 80W @ 120V; Inrush 42W @ 120V
Power	Autoswitching 90V-250V 50/60Hz	Autoswitching 90V-250V 50/60Hz
Dimensions	15.7in x 13.4in x 11.4in / 399mm x 340mm x 289mm	22.5in x 7.5in x 8.3in / 570mm x 190mm x 210mm
Weight	9.5lbs (4.3kgs)	18lbs (8.2kgs)
Selected Highlights	<ul style="list-style-type: none"> • Available in black or silver • Roadworthy, weather resistant, IP66-rated • Built-in automated programs via master/slave, DMX or COLORado™ Controller • Additional power output for daisy chaining units (max. 31 units @ 120V) • LED display with lock-out feature • Gel frame holder (4mm max. thickness) • 100 user-programmable steps • Upload function • Optional: COLORado™ Controller, 30° lenses, 10° lenses 	<ul style="list-style-type: none"> • Roadworthy, weather resistant, IP66-rated • Built-in automated programs • Flip-down knobs to interlock multiple units, which create blinder, wall and striplight effects • Additional power output for daisy chaining units (max. 26 units @ 120V) • LCD display with lock-out feature • Black UV-resistant plastic cover • Optional: COLORado™ Controller, 30° lenses, 10° lenses



*Also available in white

COLORado™ 6	COLORado™ Panel	COLORado™ Batten 80i
DMX-512 indoor/outdoor wash with ID addressing	DMX-512 indoor/outdoor wash with ID addressing	DMX-512 wash with ID addressing
3, 9 or 12	3, 4 or 9	3, 4, 9, 12, 16, 60 or 80
RGB color mixing with or without DMX control	RGBW color mixing with or without DMX control	RGBW color mixing with or without DMX control
108 (1W) red, (1W) green & (1W) blue; 50,000hrs	48 (2W) red, (2W) green, (2W) blue & (2W) white; 50,000hrs	80 (2W) red, (3W) green, (3W) blue & (3W) white; 50,000hrs
17° x 12° (w/15° lenses installed)	13° x 9° (w/15° lenses installed)	12° x 35° (w/15° lenses installed)
Peak 149W @ 120V; Inrush 143W @ 120V	Peak 145W @ 120V; Inrush 76W @ 120V	Peak 311W @ 120V; Inrush 240W @ 120V
Autoswitching 90V-250V 50/60Hz	Autoswitching 90V-250V 50/60Hz	Autoswitching 90V-250V 50/60Hz
22.5in x 7.5in x 8.3in / 570mm x 190mm x 210mm	14.9in x 7.7in x 7.5in / 378mm x 196mm x 191mm	39.4in x 4.1in x 3.6in / 1,000mm x 104mm x 91mm
28.7lbs (13kgs)	17.6lbs (8kgs)	23.7lbs (10.8kgs)
<ul style="list-style-type: none"> Roadworthy, weather resistant, IP66-rated Built-in automated programs Flip-down knobs to interlock multiple units, which creates blinder, wall and striplight effects Additional power output for daisy chaining units (max. 14 units @ 120V) LCD display with lock-out feature Black UV-resistant plastic cover Optional: COLORado Controller™, 30° lenses, 10° lenses 	<ul style="list-style-type: none"> Available in white or black Roadworthy, weather resistant, IP66-rated Built-in automated programs via master/slave, DMX or COLORado™ Controller Additional power output for daisy chaining units (max. 14 units @ 120V) 100 user-programmable steps Hue, saturation and value adjustments Optional: COLORado™ Controller, 30° lenses, 10° lenses LCD display with lock-out feature 	<ul style="list-style-type: none"> IP22-rated Individual control over each LED Built-in automated programs via master/slave, DMX or COLORado™ Controller Additional power output for daisy chaining units (max. 4 units @ 120V) Hue, saturation and value adjustments LCD with rechargeable battery backup Remote fan speed control Optional: COLORado™ Controller, 30° lenses, 10° lenses

Green leads

The following chart demonstrates how today's LEDs fare against discharge lamps in terms of efficiency in producing colored light.

	575W Discharge*			LED*		
	White w/Red Dichroic	White w/Green Dichroic	White w/Blue Dichroic	Red	Green	Blue
Source Efficacy (lm/W)	85	85	85	30	60	10
Optical Efficiency	51%	51%	51%	85%	85%	85%
Dichroic Efficiency	14%	16%	14%	-	-	-
Overall Efficacy (lm/W)	6.1	6.9	6.1	25.5	51.0	8.5

All figures will vary based on light source and individual manufacturer.

*Wash Only





 **Legend**[™]
6500





* Also available in white

Q-WASH™ LED

Q-WASH™ LED-36




M4NTM
WASH


M4NTM
SPOT



Unit	LEGEND™ 6500	Q-WASH™ LED-36
Primary Function	DMX-512 moving yoke wash	DMX-512 moving yoke wash
DMX-512 Channels	10 or 14	10
Gobos	⊘	⊘
Built-in Programs	✓	✓
Sound Activation	✓	✓
Pan/Tilt range	540° / 270°	540° / 270°
Color Mixing	RGBW	RGB
LED Specs	90 (2W) red, (5W) green, (5W) blue, (5W) white; 50,000hrs	36 (1W) red, (1W) green & (1W) blue; 50,000hrs
Beam Angle	12° (w/15° lenses installed)	12° (w/15° lenses installed)
Dimensions	12.6in x 16.9in x 14.9in 320mm x 429mm x 379mm	14in x 13.5in x 14.3in 356mm x 343mm x 363mm
Weight	36.4lbs (16.5kgs)	20.5lbs (9.3kgs)
Selected Highlights	<ul style="list-style-type: none"> • Remote fixture reset, fan speed and vector speed channel • Variable electronic strobe/dimmer, automatic pan/tilt correction • Pan/Tilt movement blackout • Adjustable color temperature • Optional: 30° lenses, 10° lenses 	<ul style="list-style-type: none"> • Remote fixture reset and vector speed channel • Variable electronic strobe/dimmer • 100 user-programmable steps accessible via master/slave or DMX • Automatic pan/tilt correction • Optional: 30° lenses, 10° lenses

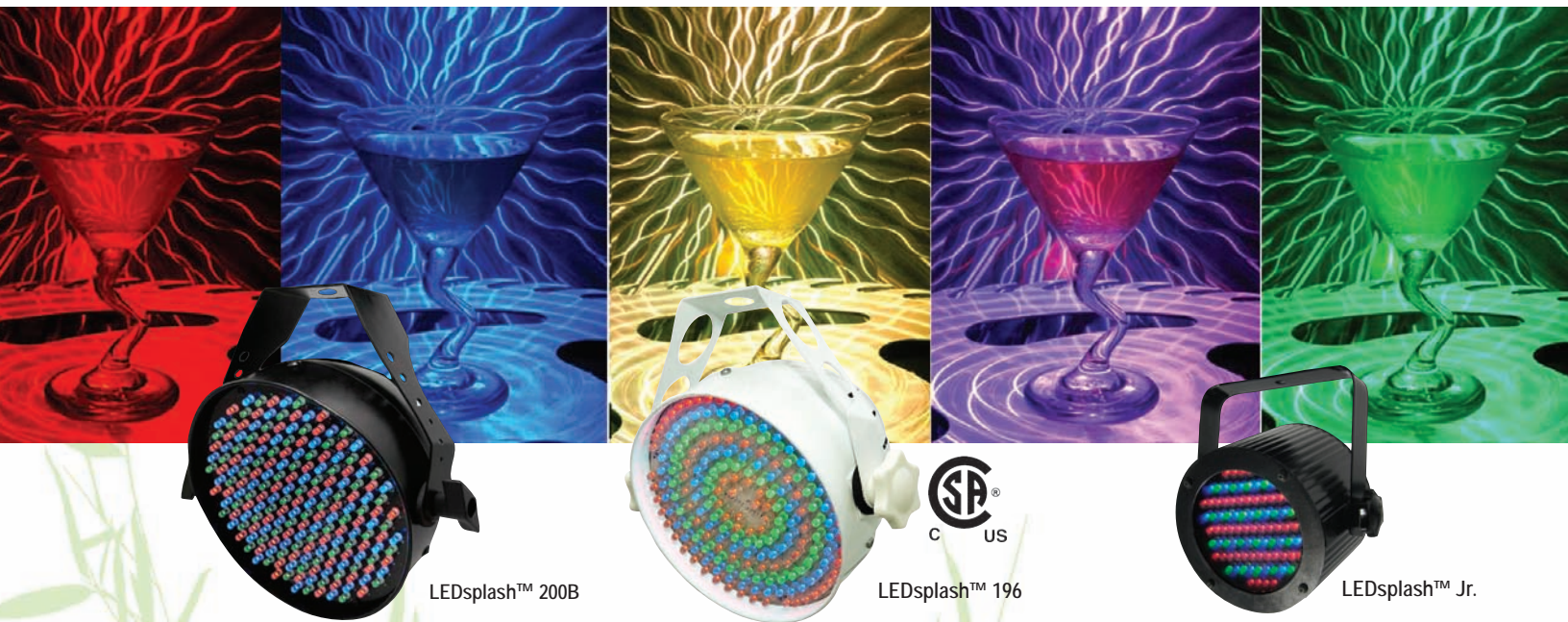
Green Fact:

LEDs do not require a dichroic filter to create specific hues. Instead they utilize an adjustment of power levels in red, green and blue intensity. Hence users are treated to beautiful, saturated washes from smaller, lighter fixtures.



Q-WASH™ LED	MiN™ SPOT	MiN™ WASH
DMX-512 moving yoke wash	DMX-512 moving yoke	DMX-512 moving yoke wash
10	5 or 13	5 or 13
☉	9 + open	☉
✓	✓	✓
✓	✓	✓
540° / 270°	540°, 360°, 180° / 270°, 180°, 90° user selectable	540°, 360°, 180° / 270°, 180°, 90° user selectable
RGB	RGB	RGB
18 (1W) red, (1W) green & (1W) blue; 50,000hrs	1 (14W) RGB; 50,000hrs	1 (14W) RGB; 50,000hrs
12° (w/15° lenses installed)	13°	27°
14in x 13in x 14in 356mm x 330mm x 356mm	6.8in x 6.8in x 9.8in 173mm x 173mm x 249mm	6.8in x 6.8in x 9.8in 173mm x 173mm x 249mm
19.6lbs (8.9kgs)	8.3lbs (3.8kgs)	8.3lbs (3.8kgs)
<ul style="list-style-type: none"> • Remote fixture reset and vector speed channel • Variable electronic strobe / dimmer • 100 user-programmable steps via master/slave or DMX • Automatic pan / tilt correction • Optional: 30° lenses, 10° lenses 	<ul style="list-style-type: none"> • Vector speed channel for pan/tilt speed, RGB color mixing and color macros • Variable electronic strobe / dimmer • Optional: CA-9 Easy Controller 	<ul style="list-style-type: none"> • Vector speed channel for pan/tilt speed, RGB color mixing and color macros • Variable electronic strobe / dimmer • Optional: CA-9 Easy Controller

Silence may be golden....but we prefer to say it's *Green.*




LEDsplash™ 200B


LEDsplash™ 196

LEDsplash™ Jr.

Unit	LEDsplash™ 200B	LEDsplash™ 196	LEDsplash™ Jr.
Primary Function	DMX-512 wash	DMX-512 wash	DMX-512 wash
DMX-512 Channels	6	7	5
Dimming	✓	✓	✓
Built-in Programs	✓	✓	✓
Sound Activation	✓	⊘	⊘
Linkable Power	⊘	⊘	✓
Color Mixing	RGB	RGB	RGB
LED Specs	199 (67 red, 66 green, 66 blue)	196 (85 red, 51 green, 60 blue)	86 (44 red, 21 green, 21 blue)
Beam Angle	28°	26°	17°
Dimensions	9.5in x 9in x 6.8in 241mm x 229mm x 172mm	6in x 8in x 7.5in 152mm x 204mm x 190mm	4.8in x 6.6in x 4in 121mm x 168mm x 102mm
Weight	4.7 lbs (2.1kgs)	4lbs (1.8kgs)	2lbs (1kg)



LEDrain™ 64



LEDrain™ 56




LEDrain™ 38



LEDrain™ 36

Unit	LEDrain™ 64	LEDrain™ 56	LEDrain™ 38	LEDrain™ 36
Primary Function	DMX-512 narrow beam	DMX-512 narrow beam	DMX-512 narrow beam	DMX-512 narrow beam
DMX-512 Channels	7	7	7	2
Dimming	✓	✓	✓	✓
Built-in Programs	✓	✓	✓	✓
Sound Activation	✓	✓	✓	⊘
Linkable Power	✓	✓	✓	✓
Color Mixing	RGB	RGB	RGB	⊘
LED Specs	183 (61 red, 61 green, 61 blue)	108 (36 red, 36 green, 36 blue)	108 (36 red, 36 green, 36 blue)	83 white
Beam Angle	16°	16°	19°	16°
Dimensions	11in x 10in x 8.5in 279mm x 254mm x 216mm	10.3in x 9.3in x 9.3in 260mm x 234mm x 234mm	7.5in x 6.8in x 5.3in 191mm x 173mm x 135mm	5in x 5in x 5in 127mm x 127mm x 127mm
Weight	2.6lbs (1.2kgs)	3.3lbs (1.5kgs)	1.2lbs (.5kg)	2.4lbs (1.1kgs)



Unit	COLORstrip™	COLORbank™ LED	COLORpalette™
Primary Function	DMX-512 linear wash	DMX-512 bank	DMX-512 bank
DMX-512 Channels	4	4	6, 9, 15 or 27
Built-in Programs	✓	✓	✓
Sound Activation	✓	✓	✓
Linkable Power	✓	✓	✓
Color Mixing	RGB	RGB	RGB
LED Specs	384 (128 red, 128 green, 128 blue); 100,000hrs	304 (160 red, 72 green, 72 blue), 76 per bank; 100,000hrs	288 (96 red, 96 green, 96 blue); 100,000hrs
Beam Angle	63° x 29°	38° x 30°	31° x 29°
Dimensions	38in x 2.5in x 6in 965mm x 64mm x 152mm	22.5in x 5.8in x 3.8in 572mm x 146mm x 97mm	16.8in X 9.8in X 7in 425mm x 248mm x 178mm
Weight	6.5lbs (3kgs)	6.5lbs (3kgs)	6.2lbs (2.8kgs)

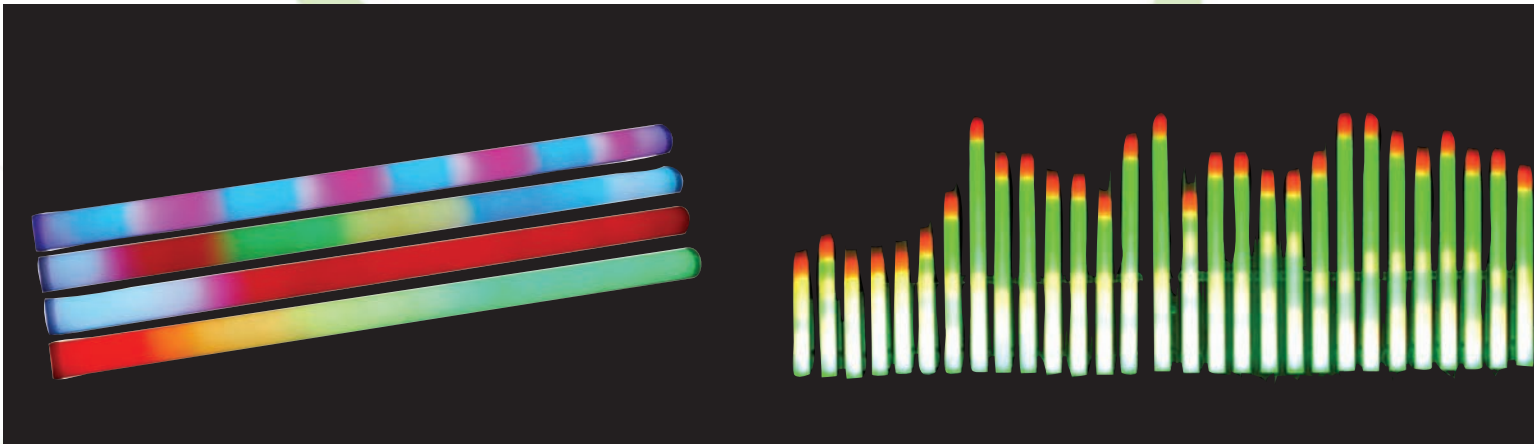


Unit	LED Techno Strobe™ RGB	LED Techno Strobe™	LED Shadow™
Primary Function	DMX-512 RGB strobe	DMX-512 white strobe	DMX-512 UV blacklight
DMX-512 Channels	6	3	3
Built-in Programs	✓	✓	✓
Sound Activation	✓	✓	✓
Linkable Power	✓	✓	✓
Color Mixing	RGB	∅	∅
LED Specs	192 (64 red, 64 green, 64 blue); 100,000hrs	192 white; 100,000hrs	192 UV; 100,000hrs
Beam Angle	34°	21° x 24°	28°
Dimensions	14in x 9.8in x 6.5in 356mm x 248mm x 165mm	14in x 9.8in x 6.5in 356mm x 248mm x 165mm	14in x 9.8in x 6.5in 356mm x 248mm x 165mm
Weight	4.9lbs (2.22kgs)	4.9lbs (2.22kgs)	4.9lbs (2.22kgs)

- No lamps to replace
- Lower power bills
- Lighter weight

Green Makes Cents

Specifications subject to change without notice • All products meet CSA and CE standards



Unit	COLORtube™ 2.0	COLORtube™ EQ
Primary Function	Ultra bright indoor/outdoor tube	4 to 32-band audio spectrum visualizer
DMX-512 Channels	4 via optional controller	⊘
Dimming	✓	✓
Built-in Programs	✓	✓
Sound Activation	✓	✓
Color Mixing	RGB	RGB
LED Specs	144 (48 red, 48 green, 48 blue); 100,000hrs	144 (48 red, 48 green, 48 blue) per tube; 100,000hrs
Dimensions	40in x 2.3in x 3in 1,016mm x 57mm x 76mm	39.4in x 5.1in x 2.8in 1,000mm x 50mm x 95mm
Weight	3lbs (1.4kgs)	4lbs (1.8kgs)

Green Fact:

LEDs have a rated lifespan of 50,000 to 100,000 hours, allowing for years of continuous use without having to change a single light bulb.




Unit	COLORpanel™ 4	COLORbar™
Primary Function	DMX-512 square panel	DMX-512 rectangular panel
DMX-512 Channels	3, 4, 7 or 13	5, 6 or 17
Dimming	✓	✓
Built-in programs	✓	✓
Sound Activation	✓	✓
Color Mixing	RGB	RGB
LED Specs	112 (40 red, 36 green, 36 blue) in 4 sections; 100,000 hrs	96 (32 red, 32 green, 32 blue) in 4 sections; 100,000 hrs
Dimensions	20in x 20in x 1.5in 482mm x 482mm x 38mm	47.3in x 8in x 4.5in 1,200mm x 200mm x 115mm
Weight	10.6lbs (4.8kgs)	17.4 lbs (7.9kgs)



Specifications subject to change without notice • All products meet CSA and CE standards




Unit	VUE I™	VUE II™	VUE III™	VUE VI™
Primary Function	DMX-512 moonflower	DMX-512 moonflower	DMX-512 moonflower	DMX-512 rotating moonflower
DMX-512 Channels	6	6	9	6
Built-in Programs	✓	✓	✓	✓
Sound Activation	✓	✓	✓	✓
LED Specs	84 (36 red, 24 green, 24 blue); 100,000hrs	162 (60 red, 36 green, 66 blue); 100,000hrs	469 (280 red, 63 green, 126 blue); 100,000hrs	252 (108 red, 72 green, 72 blue); 100,000hrs
Beam Angle	33°	38°	61°	110°
Dimensions	11.5in x 6.8in x 6.8in 292mm x 171mm x 171mm	11in x 10in x 8.5in 279mm x 254mm x 216mm	12in x 11in x 11in 305mm x 279mm x 279mm	12in x 11in x 11in 305mm x 279mm x 279mm
Weight	3.7lbs (1.7kgs)	8lbs (3.6kgs)	12lbs (5.5kgs)	12lbs (5.5kgs)





Unit	ÉLAN™	J-FIVE™	LX5™	LX10™
Primary Function	DMX-512 beam effect	Dual rotating moonflower	Moonflower	Moonflower
DMX-512 Channels	4	∅	∅	∅
Built-in Programs	✓	✓	✓	✓
Sound Activation	✓	✓	✓	✓
LED Specs	224 (88 red, 48 green, 88 blue); 100,000hrs	2 x 56 (16 red, 24 green, 16 blue), 112 total; 100,000hrs	57 (17 red, 24 green, 16 blue); 100,000hrs	57 (17 red, 24 green, 16 blue); 100,000hrs
Beam Angle	70°	81°	43°	59°
Dimensions	16in x 11in x 11in 406mm x 279mm x 279mm	9.8in x 9.5in x 7.8in 249mm x 241mm x 198mm	8.8in x 5.3in x 8.5in 224mm x 135mm x 216mm	15.5in x 5.3in x 8.5in 394mm x 135mm x 216mm
Weight	11lbs (5.5kgs)	6lbs (2.7kgs)	3.5lbs (1.6kgs)	5lbs (2.3kgs)



An amazing light show doesn't mean hours of programming are needed!

It is easy being green...

Green Expectations...

Green Thinking can mean many different things to different people. Whether it means helping you save money on your power bill or helping to save the planet, CHAUVET® is committed to your green ambitions. We strive to bring you the newest, most innovative technology, with the value and dependability you expect from us. It's not just our promise to you, but our promise to ourselves and the future.

Join us. We've only just begun.

Met



DVmodule™

- LED/module: 2,304 (768 red, 768 green, 768 blue) grouped in 256 clusters of 9
- Rated power: 184.32W/module; .72W/cluster
- Pixel: 256/module
- Pixel pitch: 31mm
- Pixel density: 1,024
- 16 million colors (24bit)
- Refresh rate: 12MHz, 8MHz, 6MHz (adjustable)
- Sweeping frequency: >90MHz
- Video/flash/text/RGB color mixing and any PC-based graphics
- Indoor/outdoor, IP65-rated
- Sustained temperature: -10°C to 40°C
- Sustained humidity: Hd 85%
- Viewing angle: 120°
- Mounting system has rigging points and flexible configurations
- Each panel includes 2ft VGA-style linking cable, 2ft Neutrik PowerCon® linking cable and a 5ft power cable
- Accepts multiple formats: DVI, VGA, RF, YC, YCbCr, SCART, and HDM
- Video and Neutrik PowerCon® output for daisy chaining units
- Works with other manufacturers' software (must have DVI to DVW card installed) and ShowXpress™ Time Line
- Direct air convection cooled
- Average LED lifespan: 50,000 - 100,000hrs
- Current draw: peak 109W @ 110V; inrush 136W @ 110V
- Power: 110V or 230V
- Weight: 28lbs (12.7kgs) with mounting hardware
- Dimensions/module: 19.8in x 19.8in x 4in
501mm x 501mm x 101mm

Requirements for Operation

- DVwall™ Driver (1 per every 16 modules high and 6 modules wide)
- DVwall™ Studio software and/or ShowXpress™ Time Line (with DVwall™ Studio's DVI to DVwall™ card installed)
- Windows XP computer with an available PCI slot
- ATI graphics card

DVwall™ Studio

- DVwall™ Studio software license
- DVI signal cable, network cable, RS232 signal cable
- DVI to DVwall™ PCI card

DVwall™ Studio Software Features

- PC-based software for the Windows operating system
- Controls up to 48 modules x 32 modules
- Text generator with effects
- Show editor and multiple playback options
- Imports most PC-based files
- Maximum video wall resolution: 768 x 512

PCI Features

- Digital Video Interface (DVI) port
- Auxiliary port
- 2 data outputs to separate into 1-256 and 257-512
- Can be powered by an optional external 5V power supply when card operates externally of the computer
- Links to computer's graphics card via DVI cable

System Requirements

- Windows XP operating system
- ATI graphics card
- Supported monitor displays: 640 x 480, 800 x 600, 1024 x 768



DV
WALL™ HR

DVwall™ Driver

- 16 separate outputs (16 modules high x 6 modules wide), 96 modules total
- Input by RJ45 crossover networking cable
- Adjustable video output via internally mounted dipswitches
- Requires DVwall™ Studio computer software
- Linkable with CAT5 networking cable
- Plug signal directly into rear for use without DVwall™ Studio
- Current draw: Peak 5W @ 110V; Inrush 6W @110V
- Power: 110V 60Hz / 230V 50Hz
- Weight: 11lbs (4.7kgs)
- Dimensions: 19.5in x 9.5in x 3.75in
495mm x 241mm x 95mm

*16 million
colours. All
Green.*

LED Solutions Vol. 1

Green Thinking

www.chauvetlighting.com

General Info: info@chauvetlighting.com

Technical Support: tech@chauvetlighting.com



P: 954.929.1115 F: 954.929.5560 3000 North 29th Court, Hollywood, FL 33020, USA